
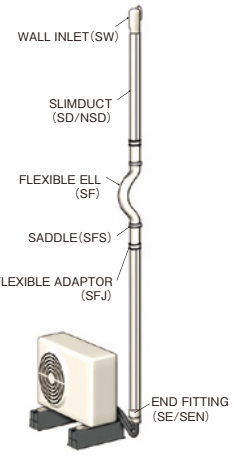


Examples


Horizontal Dual Airhandler System



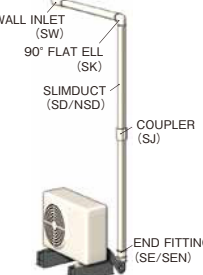
Installation with Different Wall Thicknesses



Vertical Dual Airhandler System



Basic Installation - 1 Airhandler



SD SLIMDUCT SD Ducting




Dimensions



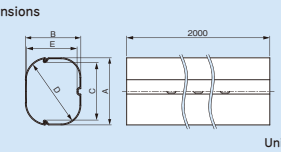
Unit : mm

Code No.	Item No.	A	B	C	D	E	Pcs/Pkg
ç 0402	SD- 77	75	63	60	76	56	15
ç 0403	SD-100	100	70	86	99	64	10
ç 0404	SD-140	140	80	122	135	73	5

NSD NEO SLIMDUCT NSD < Overseas Model > Ducting



Dimensions




Unit : mm

Code No.	Item No.	A	B	C	D	E	Pcs/Pkg
ç 14022	NSD- 77	75	62	64	77	56	10
ç 14032	NSD-100	100	70	84	100	64	10

• Color ... White, Ivory, Brown

SWC WALL FLANGE

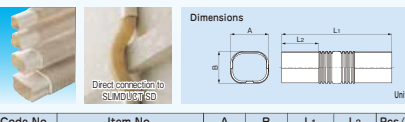


Dimensions

Code No.	Item No.	A	B	C	D	E	F	G	Diameter of core ø11	Pcs/Pkg
ç 0482	SWC- 77	83	71	127	115	80	110	90	85	100
ç 0483	SWC-100	108	78	174	144	104	140	114	110	50
ç 0484	SWC-140	148	88	220	180	144	196	154	145	20

• Material ... ABS

SF FLEXIBLE ELL with End Cuffs




Dimensions

Code No.	Item No.	A	B	L1	L2	Pcs/Pkg
ç 0453	SF- 77- 500	74	62	495	72	20
ç 0454	SF- 77-1000	74	62	1033	72	20
ç 0455	SF-100- 800	100	70	800	70	10
ç 0456	SF-140- 800	146	86	800	80	5

• Material ... PE(77), PP(100/140)

SF 2M FLEXIBLE ELL with Raw Ends



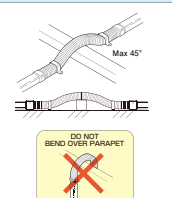
Dimensions

Code No.	Item No.	A	B	Pcs/Pkg
ç 0460	SF-77-2000	74	62	10

• Material ... PE
* Use only in conjunction with SFJ Coupler and SFS Clamp.

Application example for FLEXIBLE ELL

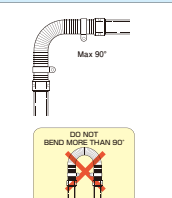
Vertical Application



Max 45°

DO NOT BEND OVER PARAPET

Horizontal Application



Max 90°

DO NOT BEND MORE THAN 90°

■ Specification

Temperature Range	-20°C~60°C
Application	Wall Mounted
Material	Rigid Polyvinyl Chloride (Excludes wire mesh)
Color	Ivory Gray Brown White Black

• Excludes some items.
• Most components are PVC, when other materials are used they will be listed under the component description.

■ The table below shows the maximum size lineset combinations that can be contained in SLIMDUCT SD:

Insulation Thickness	10×10mm	10×20mm	20×20mm
SD-77	ø9.52×ø15.88	—	—
SD-100	(ø19.05×ø22.22) or (ø6.35×ø9.52) ×2 sets	ø9.52×ø19.05	—
SD-140	(ø6.35×ø12.70 and ø9.52×ø15.88) ×2 sets	ø19.05×ø31.75	ø19.05×ø31.75

• 10mm type of insulation thickness for ø6.35mm and ø9.52mm is 8mm.
Piping system includes DRAIN HOSE (DH-16).


Caution

- SLIMDUCT SD IS NOT WATERPROOF. To waterproof, seal all longitudinal and lateral seams, screw heads and wall penetration with weatherproof sealant or putty.
- SLIMDUCT SD duct and fittings are suitable for use and storage within a temperature range of -20°C to 60°C. Deformation may occur at temperatures exceeding 60°C. Protect SLIMDUCT installation from direct and radiant heat.
- When attaching SLIMDUCT to wall, USE ONLY PAN HEAD SCREWS. DO NOT USE FLAT HEAD OR COUNTERSUNK SCREWS AS THEY CAN EXERT TOO MUCH PRESSURE AND CRACK THE PVC MATERIAL.
- Use of impact screwdrivers to attach SLIMDUCT to wall and to tighten fixing screws on fittings is highly discouraged as they can easily over-tighten the screws and crack the PVC material. Use hand screwdrivers for precise torque control.
- Use SL-300 STRAP KIT to retain lineset inside duct.

•Remarks...For more details, general catalogues are available upon requests. Quality, technical information & packing details in the leaflet are subject to change without notice.

INABA DENKI SANGYO CO., LTD.
Inaba Denko Products Overseas Sales Department
4-11-14, ITACHIBORI, NISHI-KU, OSAKA, JAPAN 550-0012
Tel: +81 (0) 6-4391-1920 Fax: +81 (0) 6-4391-1935
E-MAIL: inabadenko-overseas@gr.inaba.com http://www.INABA-DENKO.com/

SP SOFFIT INLET




Dimensions

Code No.	Item No.	A	B	C	D	E	Pcs/Pkg
ç 7342	SP- 77	81	67	110	130	100	20
ç 7343	SP-100	106	74	135	137	107	10
ç 7344	SP-140	146	84	175	147	117	5

• Material ... ABS

SFS SADDLE for FLEXIBLE ELL SF




Dimensions

Code No.	Item No.	A	B	C	E	Pcs/Pkg
ç 0612	SFS- 77	75	63	18	4.2	60
ç 0613	SFS-100	100	70	22	7	40
ç 0614	SFS-140	146	85	22	7	40

• Material ... SUS304

SFJ SF FLEXIBLE ADAPTOR

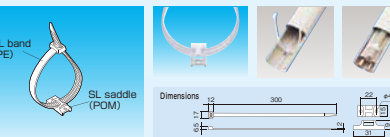


Dimensions

Code No.	Item No.	A	B	C	Pcs/Pkg
ç 0437	SFJ- 77	83	66	35	20
ç 0438	SFJ-100	108	74	40	20

* Use in combination with SFS.
* For secure joint, insert 2 corrugations of SF into SFJ adaptor.

SL STRAP KIT For SLIMDUCT



Dimensions

Code No.	Item No.	Pcs/Pkg
ç 04720	SL-300	500

• Material ... PE (SL band), POM (SL saddle)
* Do not overtighten strap! This may decrease insulation performance.



Function & Beauty

INABA DENKO

Lineset Ducting System Slimduct SD

All Designed in Japan


<http://www.INABA-DENKO.com/>

CAT NO.2014072900

Beauty Beautiful Finish

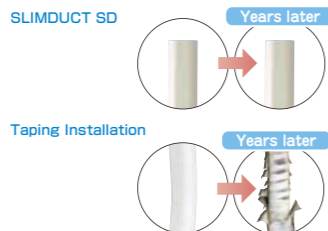
Professional

The perfect system SLIMDUCT with various fittings will conceal, beautify and protect exposed linesets and is suitable for any split Air Conditioners.



Protective

SLIMDUCT is constructed from a special high grade PVC for superior UV and weather resistance, protecting linesets from the elements, vandalism and pest damage.



Variety Wide Range of Variation

Color

5 colors to provide a wide range to suit any color scheme.

Paintable to match or compliment custom colors. Follow paint manufacturers recommendations for vinyl products.



Size

3 sizes to accommodate any single lineset or multiple linesets.

Fittings

A full range of different fittings to customize SLIMDUCT SD / NSD to suit the layout of lineset.

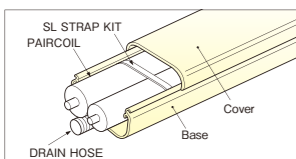
※For further information, visit our website or refer to general catalogues.

Function Excellent Performance

Easy & Quick Installation

Just 3-step Installation:

1. Secure base
2. Place piping
3. Clip on covers.



Flame Retardant

SLIMDUCT SD/NSD is made from flame retardant materials.*

* Excludes some items.



SW WALL INLET

Code No.	Item No.	A	B	C	D	E	Pcs/Pkg*
☒ 0412	SW-77	83	66	110	205	77	60(20)
☒ 0413	SW-100	110	74	128	223	86	10(10)
☒ 0414	SW-140	146	84	166	280	98	5(5)

※ () shows quantities of Gray, White, Black, and Brown.

SWA WALL INLET for Aftermarket Add-ons

Code No.	Item No.	Pcs/Pkg
☒ 0429	SWA-77	20

※ It is not guaranteed to fit in this item with every existing pipe installation. Check the job site before use.

SWM WALL INLET for A/C Cap

Code No.	Item No.	A	B	C	D	E	Pcs/Pkg	Applicable size of A/C cap
☒ 0408	SWM-77	146.5	82	188	67	84	10	Item No. Flange O.D. Flange Height
☒ 0407	SWM-77L	161	82	208	67	84	10	SWM-77 ~φ130 ~10
☒ 0409	SWM-100	166	107	215	75	94	10	SWM-77L ~φ153 ~10 SWM-100 ~φ190 ~10

SWX WALL INLET for A/C Cap and A/C with Ventilation

Code No.	Item No.	A	B	A/C Cap Size	Pcs/Pkg
				Flange O.D. Flange Height	
☒ 0410	SWX-77	146.5	200	~φ130 ~10	10
☒ 0415	SWX-77L	161	208	~φ153 ~10	10

● Color ... 77 = Ivory, Brown, Black, Gray
77L = Ivory, Brown, Black, Gray, White

● Material ... PVC + ABS (at lattice)

SWK WALL INLET for A/C with Ventilation

Code No.	Item No.	Pcs/Pkg
☒ 7352	SWK-77N	10

● Material ... PVC + ABS (at lattice)

Code No.	Item No.	A	B	C	Pcs/Pkg
☒ 7302	SKM-77	82	68	97	20

Code No.	Item No.	A	B	C	D	Pcs/Pkg*
☒ 0422	SK-77	83	66	128	20	60(20)
☒ 0423	SK-100	109	74	151	20	10(10)
☒ 0424	SK-140	146	84	190	30	5(5)

※ () shows quantities of Gray, White, Black, and Brown.

Code No.	Item No.	A	B	C	D	Pcs/Pkg*
☒ 0432	SC-77	81	67	100	20	60(20)
☒ 0433	SC-100	106	75	117	30	10(10)
☒ 0434	SC-140	145	84	126	30	5(5)

※ () shows quantities of Gray, White, Black, and Brown.

Code No.	Item No.	A	B	C	Pcs/Pkg
☒ 7322	SCM-77	82	68	82	20